



Postgraduate-ODL Orientation Programme

SUNWAY
UNIVERSITY



Sunway
**BUSINESS
SCHOOL**

MAY 2024

Table of Contents

Welcome Message	01
Orientation Programme	02 - 03
• Pre-Orientation	
• Orientation Schedule	
Orientation Checklist	04
Klang Valley Integrated Transit Map	05
Sunway Campus: Sunway City	06



Welcome Message



Professor
Lim Weng Marc
Dean, Sunway Business School

Welcome and thank you for your interest in Sunway Business School. As the largest school of Sunway University, the Sunway Business School envisions to be a premier applied business school in the ASEAN region (vision) by developing highly employable and socially responsible business professionals (mission). The School prides itself on educational excellence and scholarship, continuous development, social responsibility, and integrity (core values). Our future-ready business degrees are accredited and purposefully crafted by talented instructors who possess a wide range of academic qualifications and extensive industry experience in addition to a conscience of trending issues in the world today, including but not limited to the cycles and waves of internationalization, ESG standards, marketplace changes, new-age technologies, planetary health, and the UN SDGs. Our cutting-edge research is also discussed at international arenas such as the World Economic Forum, published in premier journals such as the Journal of Business Research, and shaping industry practices and public policies, locally and internationally.

We welcome you to explore our website and/or drop us a line or two to explore and engage in exciting opportunities that will lead to mutually win-win relationships and a brighter future for us and the world in the new normal.

Orientation Programme

Pre-Orientation

26 – 29 APRIL 2024

Orientation

26 APRIL 2024

Pre-Orientation

Please visit the University orientation [website](#) and go through the following (by 22 April 2024):

1 Let's Get You Started – IT Services

- Activate your student account to access your **iMail**, **eLearn**, **iZone** and **Microsoft Office 365**. (You may obtain your Student ID Number from your Offer Letter)
- Please note that the Student Account Activation can only be done 7 DAYS before semester commencement, i.e. from **22 April 2024 onwards**.



2 Let's Settle In

- **Campus Highlights**
 - > Campus Life at a Glance
 - > Campus Tour
- **Campus Life**
 - > Spotlight on Student Life
 - > International Students
 - > Stay Healthy, Stay Safe



3 Install Microsoft Teams and Zoom

Install Microsoft Teams and Zoom applications on your laptop, PC or smartphone. Ensure that you have activated your student account before you join live sessions in Microsoft Teams platform. Some of the live sessions would be done in Teams and Zoom.



4 Download Power Apps

Download Power Apps to access **Student App - Whizzy**, for information at your fingertips. You may access the app once you have activated your student account. The guide is available [here](#). Additionally, **Sunway MyCampus App** your official campus navigator, is available on the Apple App Store or Google Playstore.



Orientation Day 1

Pre-Orientation

26 – 29 APRIL 2024

Orientation

26 APRIL 2024

Instructions:

1. Please ensure that your student account has been activated before **26 April 2024**.

Friday | 26 April 2024

Time	Activity	Platform
6:30pm	<p>Orientation Webinar <i>by Education Counsellors</i></p> <p>Join in the Orientation webinar presented by your Education Counsellors via Zoom. Orientation webinar (60 minutes): If you are new to Sunway Online, this is a great chance for you to get introduced to the online learning process, the key features and structure of online learning at Sunway Online, and the role of the Education Counsellors in your learning journey. This workshop will walk you through the learning environment, eLearn, so that you can be aware of key features and how to locate important sections of the platform.</p> <ul style="list-style-type: none">• Welcome Speech & Programme Leader Briefing• Support Staff• Online Study Model• Degree Path• Getting Started• eLearn Preview• ED Preview• Fees• Managing Online Study• Library• Services & Support <p>Q & A <i>by Education Counsellors</i></p>	<p>Zoom Link</p> <p><i>Registration required</i></p> <p>After registering, you will receive a confirmation email containing information about joining the meeting</p>

Orientation Day 2

Pre-Orientation

26 – 29 APRIL 2024

Orientation

26 APRIL 2024

Instructions:

1. Please ensure that your student account has been activated before **26 April 2024**.

Monday | 29 April 2024

Time	Activity	Platform
8.30pm	<p>Information Skills Workshop <i>Ms Goh Wei Haan</i> <i>Head - Reference and Research & Academic Services</i></p> <p>Welcome to our Postgraduate Video catered just for you!</p>	Zoom Link

Orientation Checklist

PRE-ORIENTATION

- 1. Check for Welcome email from the University in your iMail**
iMail is your formal university email correspondence
- 2. Browse the Orientation website:**
[Orientation | Sunway University](#)
- 3. Check your orientation schedule**
- 4. Activate your student account**
Student Account Activation can only be done 7 DAYS before the semester commences
- 5. Clear your payments**
– tuition fees and other related semester fees
- 6. Test Your Technology**
Ensure your computer, webcam, microphone and internet connection are functioning properly

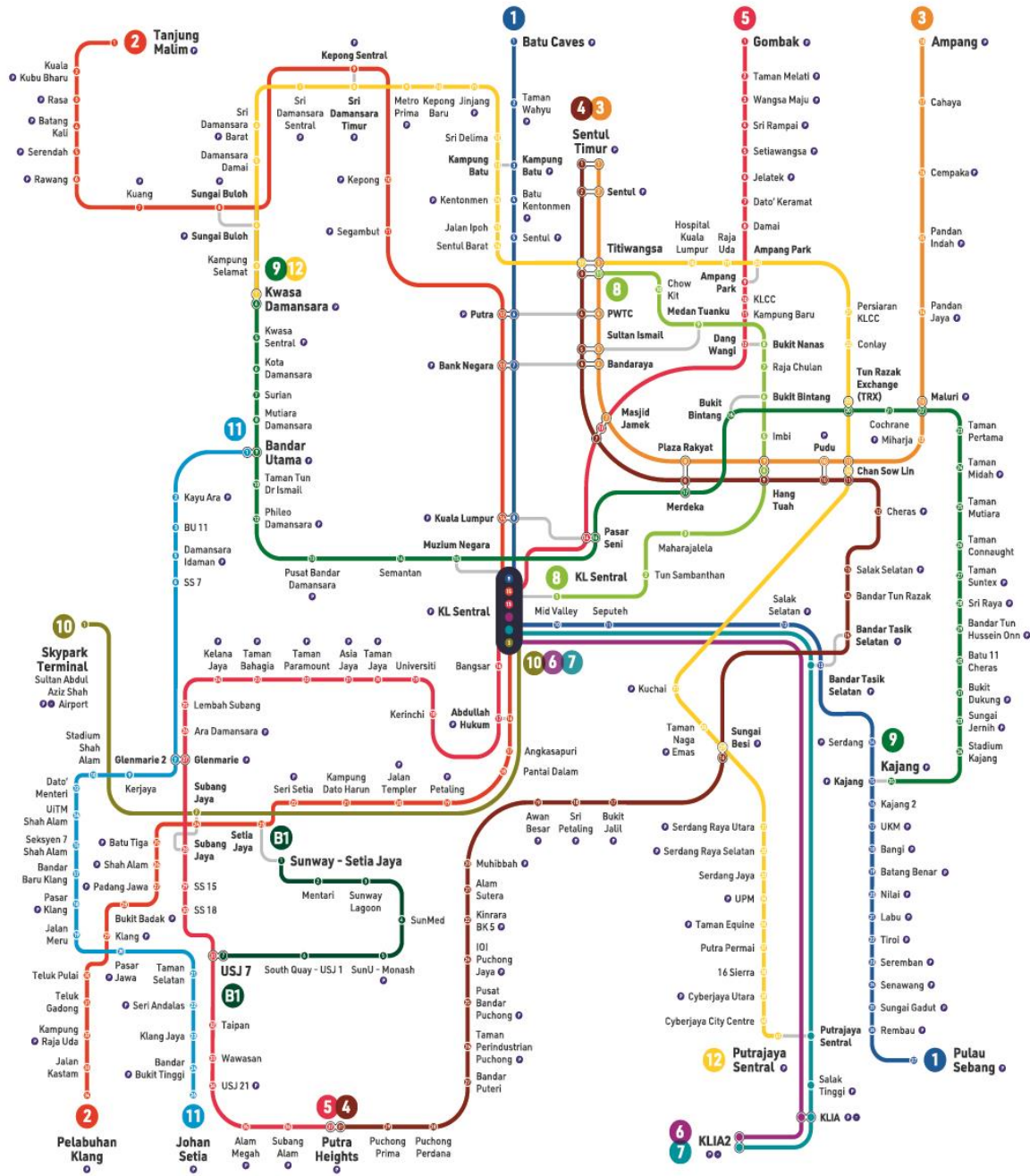
ORIENTATION DAY

- 7. Attend Orientation Webinar**
Refer to your [orientation schedule](#) for details
- 8. Attend Information Skills Workshop**
Refer to your [orientation schedule](#) for details

POST-ORIENTATION

- 9. Familiarise Yourself with Online Learning Platforms**
Learn to navigate the university's learning management system and any other platforms used for coursework
- 10. Create a Study Plan**
Develop a schedule that includes dedicated study times and breaks to manage your coursework effectively
- 11. Access Library Resources Online**
Learn how to use the university's digital library and online resources for research and study

Klang Valley Integrated Transit Map



1 KTM Larian Batu Caves - Pulau Sebang KTM Batu Caves - Pulau Sebang Line	2 KTM Larian Tanjung Malim - Pelabuhan Klang KTM Tanjung Malim - Pelabuhan Klang Line	3 LRT Larian Ampang LRT Ampang Line	4 LRT Larian Sri Petaling LRT Sri Petaling Line	5 ERL Larian Kelana Jaya ERL Kelana Jaya Line	6 ERL Larian KLIA Ekspres ERL KLIA Ekspres Line	7 ERL Larian KLIA Transit ERL KLIA Transit Line	8 ERL Larian KLIA Monorail ERL KLIA Monorail Line	9 MRT Larian Kajang MRT Kajang Line	10 KTM Larian KL Sentral - Skypark Terminal KTM KL Sentral - Terminal Skypark Line	11 LRT Larian Shah Alam (Akan Datang) LRT Shah Alam Line (Coming Soon)	12 LRT Larian Putrajaya LRT Putrajaya Line	61 BRT Sunway Line BRT Sunway Line
---	---	---	---	---	---	---	---	---	--	--	--	--



Informasi Peta | Map Information



Waktu Operasi Perkhidmatan/ Service Operating Hours
 Isnin - Sabtu/ Monday - Saturday: 6:00 pagi/ am - 12:30 tengah malam/ am & 6:00 pagi/ am - 11:30 malam/ pm
 Ahad dan Cuti Umum/ Sunday and Public Holidays: 6:00 pagi/ am - 11:30 malam/ pm
 *Waktu operasi perkhidmatan adalah tertakluk kepada keadaan dan keperluan semasa/ Service operating hours are subject to current situation and needs.

03 7885 2585 myrapid.com.my suggest@rapidkl.com.my MyRapidKL AskRapidKL


For more details, visit: <https://myrapid.com.my/bus-train/rapid-kl/rapid-kl-integrated-transit-map/>

THE CAMPUS


All information is correct at the time of printing (as of 18 April 2024). This schedule may be subject to change.



Connectivity & Transportation



On-Campus Accommodation



PARKING OPTIONS*

Incorporate walking into your daily routine to give your mood and health a boost!

SEASON PARKING AT SUNWAY PYRAMID

10 mins walk to campus (via Canopy Walk)

RM60 per month
(excluding weekends and public holidays)

HOW TO APPLY?

- Prepare these information/documents to create your account
 - Student ID number
 - Course Name
 - Scanned copy of Student ID card

- Create your Sunway Parking account
<https://seasonpass.sunwayparking.com/dashboard>

*Prices stated are subject to change

SUNWAY UNIVERSITY BASEMENT PARKING

First 2 hours : RM2.00
Subsequent hour : RM1.00
Maximum charge per entry : RM5.00
Ticketless & cashless - Payment via:
Touch & Go / Sunway Super App

BRT COMPLEX (PARK & RIDE)

10 mins walk to campus (via Canopy Walk)

First 3 hours : RM3.00
Subsequent hour : RM1.00
Maximum charge per entry : RM7.00

PUBLIC TRANSPORTATION

SUNWAY CAMPUS NEAREST STATIONS



SMART SELANGOR BUS

Align at **Sunway Medical Centre** or **Sunway Pyramid** and walk to campus via Canopy Walk.

Connects to:
• Subang Jaya
• Puchong and more

LRT
Align at **USJ 7** station, switch to BRT. Connects to:
• Puchong
• Bandar Utama
• Kelana Jaya
• Pasar Seni and more

BRT
• SunU-Monash

KTM
Align at the **Setia Jaya** station, switch to BRT. Connects to:
• Klang
• Seri Kembangan
• Rawang and more

myrapid CONCESSION CARD FOR STUDENTS

Fare discount of 50% for every journey on RapidKL Bus, BRT, LRT, Monorail, MRT services



- DOCUMENTS NEEDED**
- Passport photo
 - Original MyKad/Passport
 - Original student card
 - Original student confirmation letter

Getting your confirmation letter:
i.) Sunway College: Programme Office
ii.) Sunway University: iZone

For more details, visit <https://myrapid.com.my/>

SHUTTLE BUS STOP






- Persiaran Lagoon
- Sunway Metro (Bus stop)
- Sunway Lagoon BRT Station
- Sunway Geo Residences
- Bayrocks
- A'Marine / Nautica
- La Costa

- Sunway House Waterfront Residence
- Sun-U Monash BRT Station
- Sunway University
- Sun-U Residence
- Sunway Medical Centre
- Sunway Lagoon Club (Bus stop)



FREE SHUTTLE BUS SERVICE AROUND BANDAR SUNWAY

**Follow Us on
Social Media:**

-  facebook.com/SunwayUniversity
-  [@SunwayU](https://twitter.com/SunwayU)
-  [@SunwayUniversity](https://www.instagram.com/SunwayUniversity)
-  [@SunwayUniversityOfficial](https://www.youtube.com/SunwayUniversityOfficial)
-  [linkedin.com/school/sunway.university](https://www.linkedin.com/school/sunway.university)

